

concept 
LIGHTING ARCHITECTURE

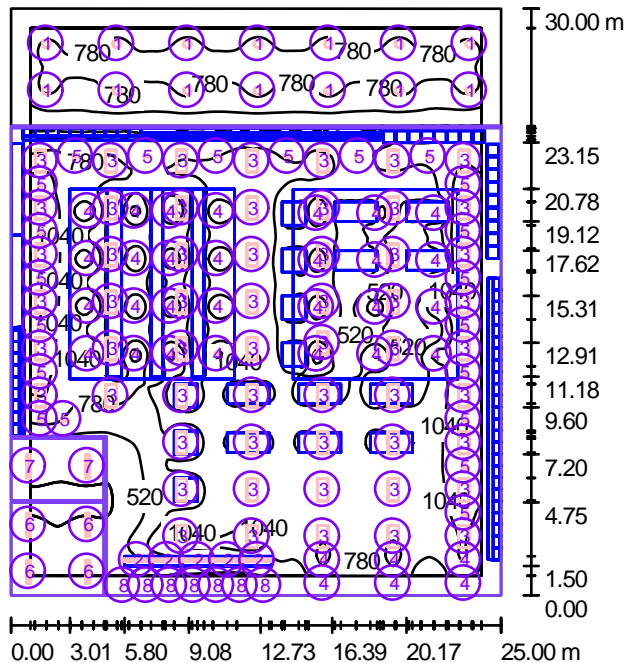
RETAIL - EXAMPLE



Concept Lighting Ltd
60 Apollo Drive, Mairangi Bay
PO Box 300-164, Albany
Auckland, New Zealand

Operator Naomi Pocock
Telephone + 64 9 917 9200
Fax + 64 9 917 9207
e-Mail naomi@conceptlighting.co.nz

Retail / Summary



Height of Room: 4.200 m, Light loss factor: 0.80

Values in Lux, Scale 1:386

Surface	ρ [%]	E_{av} [lx]	E_{min} [lx]	E_{max} [lx]	u_0
Workplane	/	774	114	1370	0.147
Floor	20	614	82	1107	0.133
Ceiling	80	192	138	237	0.722
Walls (8)	50	322	31	1654	/

Workplane:

Height: 0.700 m
Grid: 128 x 128 Points
Boundary Zone: 1.000 m

Illuminance Quotient (according to LG7): Walls / Working Plane: - , Ceiling / Working Plane: - .

Luminaire Parts List

No.	Pieces	Designation (Correction Factor)	Φ [lm]	P [W]
1	14	Concept DP4919 ES Highbay Acrylic Lens (1.000)	12000	180.0
2	5	Concept Lighting System 105 1x49W Direct, Louvre (1.000)	4900	53.0
3	57	Concept Lighting K-Five 4x28W T5 K12 Diffuser (1.000)	10400	124.6
4	34	OMS s.r.o. Downlight 251 HI 1x70W EVG (1.000)	5500	70.0
5	21	OMS s.r.o. Downlight 252 HI 1x70W (1.000)	6500	79.0
6	4	OMS s.r.o. Plast H Prisma 2x28W (0.730)	5200	60.0

Concept Lighting Ltd
60 Apollo Drive, Mairangi Bay
PO Box 300-164, Albany
Auckland, New Zealand

Operator Naomi Pocock
Telephone + 64 9 917 9200
Fax + 64 9 917 9207
e-Mail naomi@conceptlighting.co.nz

Retail / Summary**Luminaire Parts List**

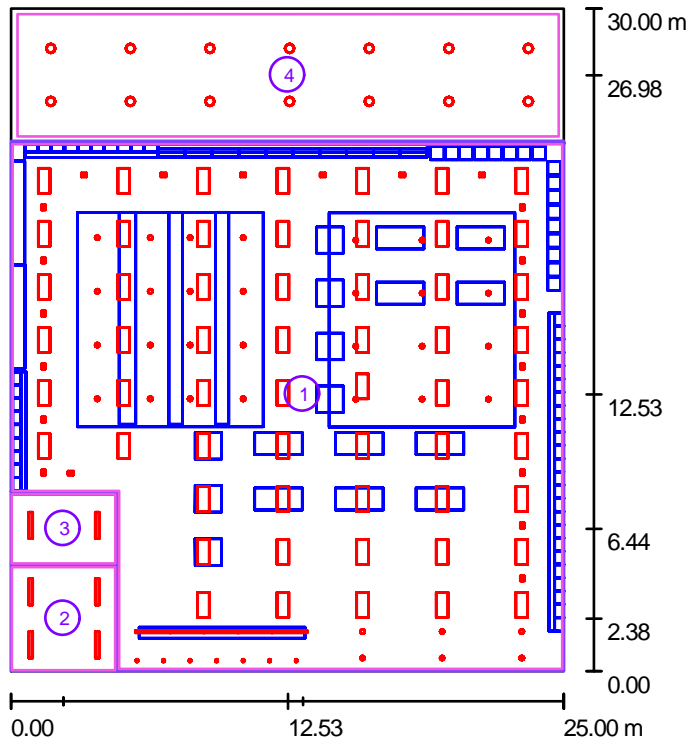
No.	Pieces	Designation (Correction Factor)	Φ [lm]	P [W]
7	2	OMS s.r.o. Plast H Prisma 2x54W (0.730)	8900	114.0
8	7	Wever & Ducreé 12640 FLEXUS 50 HAL (1.000)	1136	35.0
Total:			1155352	14641.4

Specific connected load: $19.52 \text{ W/m}^2 = 2.52 \text{ W/m}^2/100 \text{ lx}$ (Ground area: 750.00 m^2)

Concept Lighting Ltd
60 Apollo Drive, Mairangi Bay
PO Box 300-164, Albany
Auckland, New Zealand

Operator Naomi Pocock
Telephone + 64 9 917 9200
Fax + 64 9 917 9207
e-Mail naomi@conceptlighting.co.nz

Retail / Calculation surfaces (results overview)



Scale 1 : 342

Calculation Surface List

No.	Designation	Type	Grid	E_{av} [lx]	E_{min} [lx]	E_{max} [lx]	u0	E_{min} / E_{max}
1	Retail Area	perpendicular	128 x 128	841	137	1568	0.163	0.087
2	Staff Kitchen	perpendicular	16 x 16	284	202	346	0.711	0.584
3	Manager Office	perpendicular	16 x 16	301	190	405	0.633	0.470
4	Warehouse/Store room	perpendicular	128 x 32	682	350	882	0.513	0.397


Summary of Results

Type	Quantity	Average [lx]	Min [lx]	Max [lx]	u0	E_{min} / E_{max}
perpendicular	4	780	137	1568	0.18	0.09

Concept Lighting Ltd
60 Apollo Drive, Mairangi Bay
PO Box 300-164, Albany
Auckland, New Zealand

Operator Naomi Pocock
Telephone + 64 9 917 9200
Fax + 64 9 917 9207
e-Mail naomi@conceptlighting.co.nz

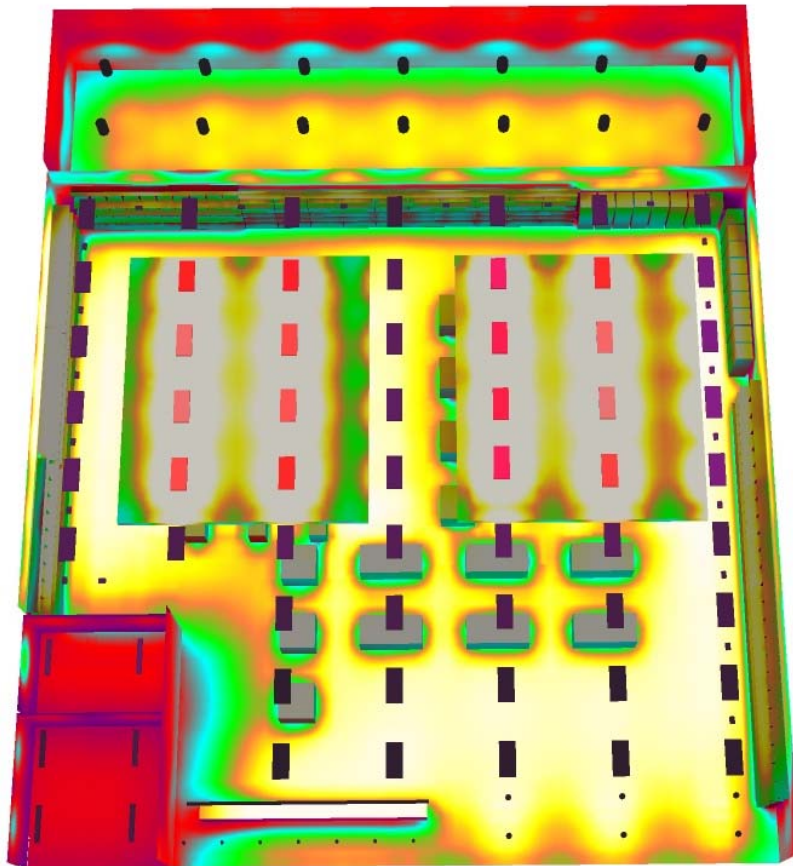
Retail / 3D Rendering





Concept Lighting Ltd
60 Apollo Drive, Mairangi Bay
PO Box 300-164, Albany
Auckland, New Zealand


Operator Naomi Pocock
Telephone + 64 9 917 9200
Fax + 64 9 917 9207
e-Mail naomi@conceptlighting.co.nz


Retail / False Color Rendering




20 142.50 265 387.50 510 632.50 755 877.50 1000 lx









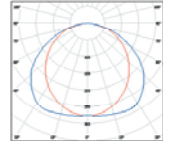


K Five Recessed K12

Concept recessed T5 luminaire with K12 diffuser

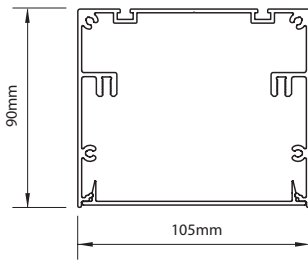
White

L 600 W 600 D 62	2x14/24W T5	161100
L 600 W 600 D 62	3x14/24W T5	161105
L 600 W 600 D 62	4x14/24W T5	161110
L 1200 W 150 D 62	1x28/54W T5	161115
L 1200 W 300 D 62	1x28/54W T5	161120
L 1200 W 300 D 62	2x28/54W T5	LOR 86% 161125
L 1200 W 600 D 62	2x28/54W T5	161130
L 1200 W 600 D 62	3x28/54W T5	161135
L 1200 W 600 D 62	4x28/54W T5	LOR 90% 161140

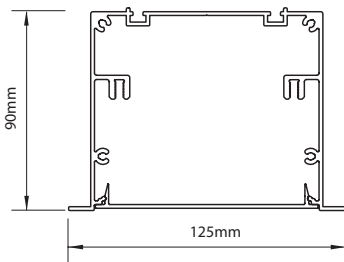


161125

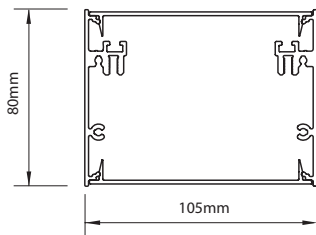




System 105



System 105R



System 105H

System 105, System 105R, System 105H

Concept extruded aluminium profile

Powder Coated Black Texture, Palladium Silver, Silver Texture, White, White Texture and Raw

System 105 Main Profile	L p/m W 105 D 90	193000
System 105R Main Profile	L p/m W 125 D 90	193002
System 105H Main Profile	L p/m W 105 D 80	193004
Cover Profile	L p/m	193010
Endcaps	3mm	193020
Recessed Encaps	2mm (10mm flange)	193024

System 105, Direct Module (max 5400mm sections)

		Frosted	Louvre	Opal
L 594	1x14/24W T5	193060	193065	193120
L 894	1x21/39W T5	193061	193066	193121
L 1194	1x28/54W T5	193062	193067	193122
L 1494	1x35/49/80W T5	193063	193068	193123

System 105 Direct/Indirect Module (max 3600mm sections)

L 1094	1x14/24W T5	193100	193105	193150
L 1394	1x21/39W T5	193101	193106	193151
L 1294	1x28/54W T5	193102	193107	193152
L 1594	1x35/49/80W T5	193103	193108	193153

System 105 Indirect Module (max 3600mm sections)


L 594	1x14/24W T5	193080
L 894	1x21/39W T5	193081
L 1194	1x28/54W T5	193082
L 1494	1x35/49/80W T5	193083

System 105 Direct Overlap Module (max 5400mm sections)


L 594	1x14/24W T5	193160	193165
L 844	1x21/39W T5	193161	193166
L 1144	1x28/54W T5	193162	193167
L 1494	1x35/49/80W T5	193163	193168

System 105H Direct/Indirect Module (max 5400mm sections)


L 1094	1x14/24W T5	193070	193075	193130
L 1394	1x21/39W T5	193071	193076	193131
L 1194	1x28/54W T5	193072	193077	193132
L 1494	1x35/49/80W T5	193073	193078	193133
L 1094	2x14/24W T5	193090	193095	193140
L 1394	2x21/39W T5	193091	193096	193141
L 1194	2x28/54W T5	193092	193097	193142
L 1494	2x35/49W T5	193093	193098	193143
L 1494	2x80w T5	193094	193099	193144



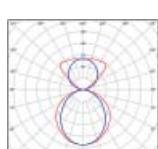
193063




193068




193107



193102



193092



193099




Type C



Downlight 251

OMS Recessed Downlight. IP44

White/ Polished

Ø 195 D 110  175

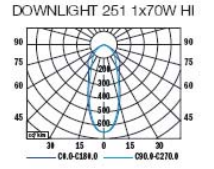
Ø 195 D 110  175

L 210 W 130 D 96

1 x 70w RX7s G12

1 x 150w RX7s G12

Seperate Gear Box



Type E



Flexus 50 hal


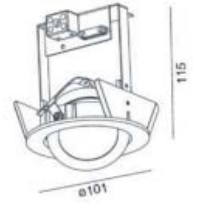
Wever & Ducré 12V round recessed tilt downlight

Anodised Silver

Ø 101 D 115  90

50W MR16 GU5.3

12640





Plast H

OMS surface mounted IP44 linear fluorescent luminaire with opal or prismatic UV stabilised polycarbonate diffuser and intelligent ballast

White

L 594 W 172 D 53	1x14/24W T5
L 1194 W 172 D 53	1x28/54W T5
L 1149 W 172 D 53	1x35/49/80W T5
L 594 W 172 D 53	2x14/24W T5
L 1194 W 172 D 53	2x28/54W T5
L 1149 W 172 D 53	2x35/49/80W T5





DP4919

Concept highbay pendant with acrylic reflector. Available with optional electronic control gear.

Silver Grey

Ø 325 H 398

1x70W E27

Ø 325 H 398

1x150W E27

Ø 325 H 398

32/42/57W TC-TE







60 Apollo Drive : Mairangi Bay

PO Box 300-164 : Albany : Auckland

☎ 09 917 9200 : 📠 09 917 9207

Sales Freephone : 0800 929 844

info@conceptlighting.co.nz

www.conceptlighting.co.nz