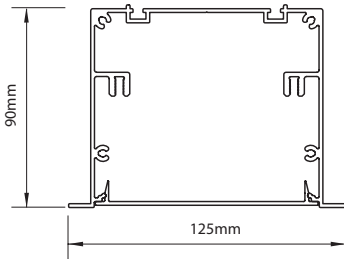
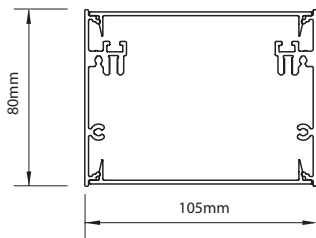


System 105



System 105R



System 105H

System 105, System 105R, System 105H

Concept extruded aluminium profile

Powder Coated Black Texture, Palladium Silver, Silver Texture, White, White Texture and Raw

System 105 Main Profile	L p/m W 105 D 90	193000
System 105R Main Profile	L p/m W 125 D 90	193002
System 105H Main Profile	L p/m W 105 D 80	193004
Cover Profile	L p/m	193010
Endcaps	3mm	193020
Recessed Encaps	2mm (10mm flange)	193024

System 105, Direct Module (max 5400mm sections)

		Frosted	Louvre	Opal
L 594	1x14/24W T5	193060	193065	193120
L 894	1x21/39W T5	193061	193066	193121
L 1194	1x28/54W T5	193062	193067	193122
L 1494	1x35/49/80W T5	193063	193068	193123

System 105 Direct/Indirect Module (max 3600mm sections)

L 1094	1x14/24W T5	193100	193105	193150
L 1394	1x21/39W T5	193101	193106	193151
L 1294	1x28/54W T5	193102	193107	193152
L 1594	1x35/49/80W T5	193103	193108	193153

System 105 Indirect Module (max 3600mm sections)


L 594	1x14/24W T5	193080
L 894	1x21/39W T5	193081
L 1194	1x28/54W T5	193082
L 1494	1x35/49/80W T5	193083

System 105 Direct Overlap Module (max 5400mm sections)


L 594	1x14/24W T5	193160	193165
L 844	1x21/39W T5	193161	193166
L 1144	1x28/54W T5	193162	193167
L 1494	1x35/49/80W T5	193163	193168

System 105H Direct/Indirect Module (max 5400mm sections)


L 1094	1x14/24W T5	193070	193075	193130
L 1394	1x21/39W T5	193071	193076	193131
L 1194	1x28/54W T5	193072	193077	193132
L 1494	1x35/49/80W T5	193073	193078	193133
L 1094	2x14/24W T5	193090	193095	193140
L 1394	2x21/39W T5	193091	193096	193141
L 1194	2x28/54W T5	193092	193097	193142
L 1494	2x35/49W T5	193093	193098	193143
L 1494	2x80w T5	193094	193099	193144




193063




193068



193107



193102



193092



193099

